



Miss Ruth

MY LITTLE

BOOK II



A

O

E

U

I

5

YEARS




Name: _____

CONTENT

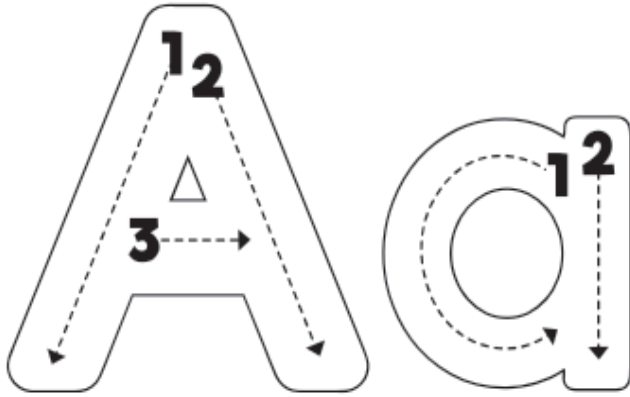
- Vowels 3 - 8
- The nature 9 - 11
- Body parts 12 - 14
- The senses 15, 16
- Community helpers..... 17 - 20
- My house 21 - 27

LETTERS


Use colors. It will look better!



Trace the letter

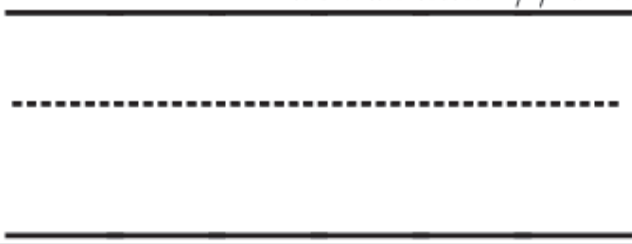


Color

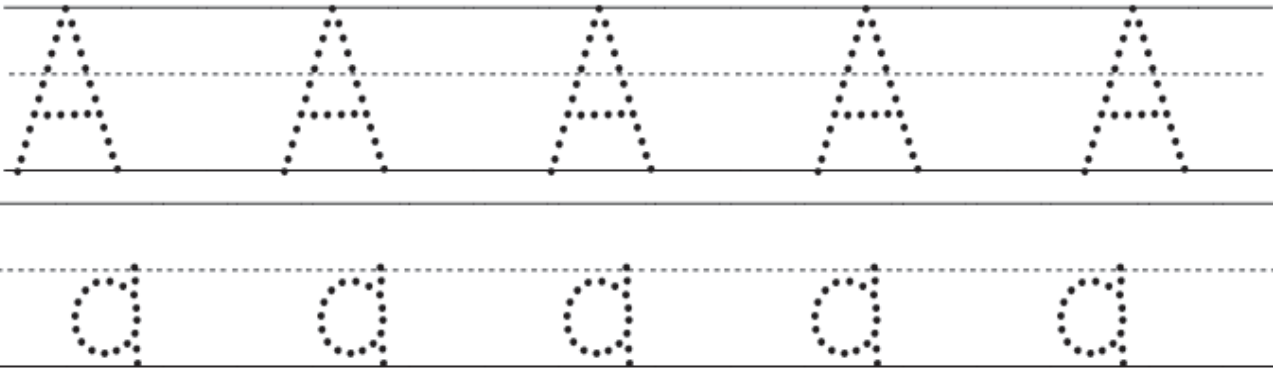


A is for apple

Trace the letter by your own



Trace



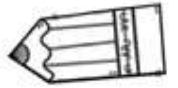
Trace with colors



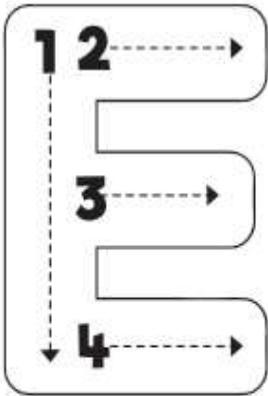
Letter A

LETTERS


Use colors. It will look better!



Trace the letter

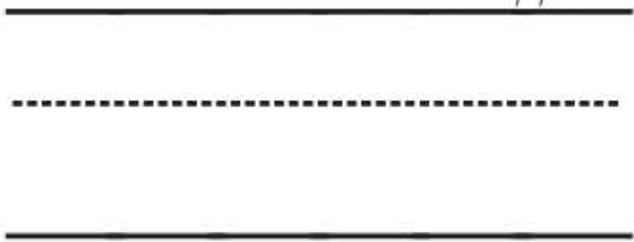


Color

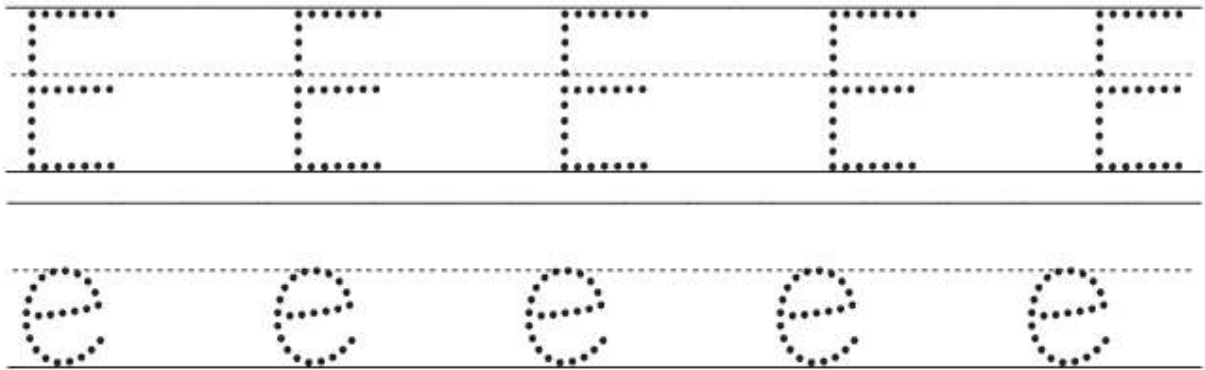


E is for elephant


Trace the letter by your own



Trace




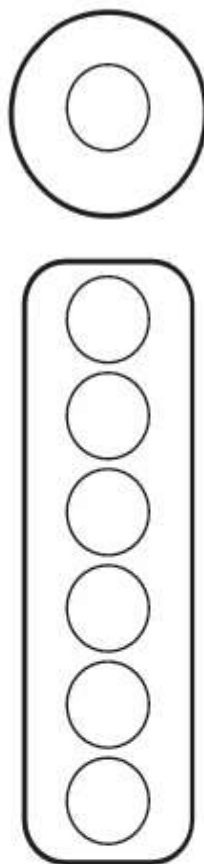
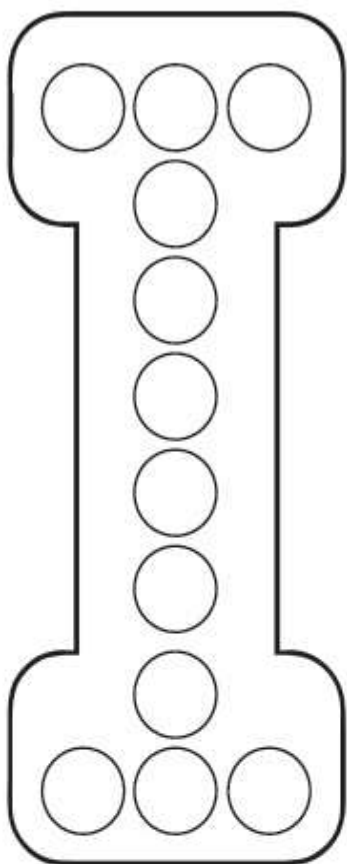
Trace with colors.




Letter E

VOWELS

Directions: Use do-a-dot markers, your finger o stickers to fill in the circles of the letters.



insect



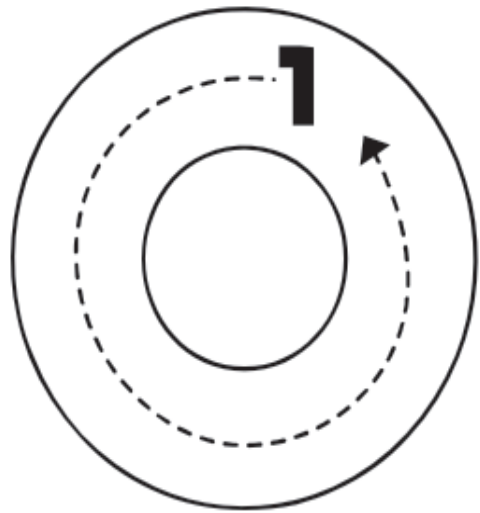
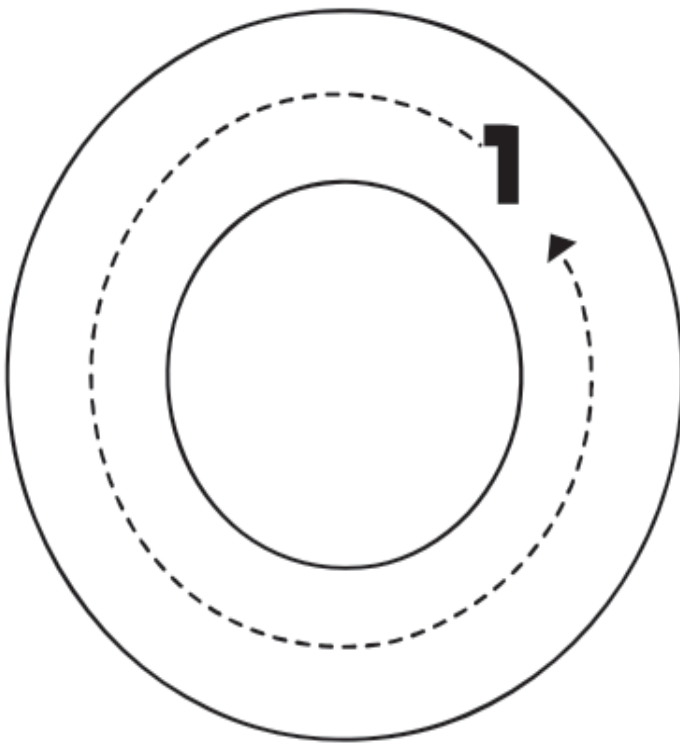
iguana



igloo

VOWELS

Directions: Trace the letters with different colors.



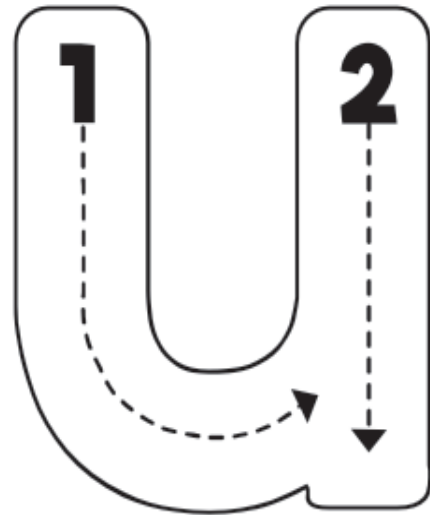
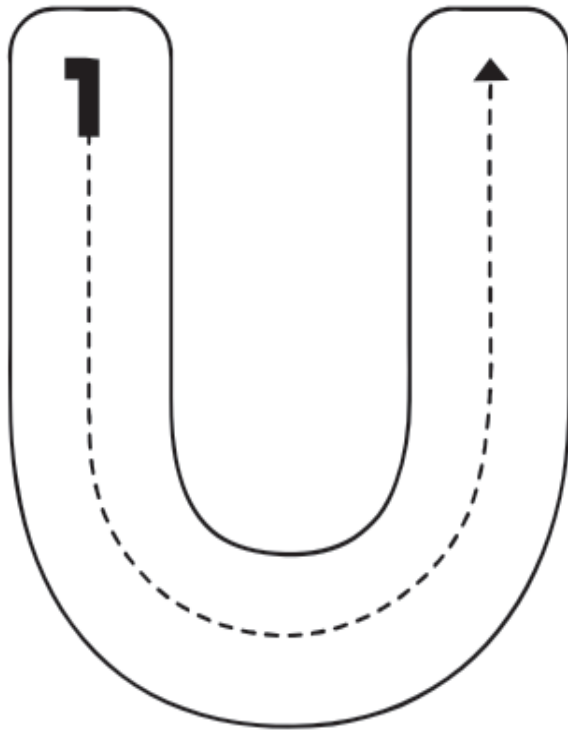
Directions: Identify upper and lowercase letters. Cut and paste in the correct place

UPPERCASE	LOWERCASE



VOWELS

Directions: Trace the letters with different colors.




Directions: Identify upper and lowercase letters. Cut and paste in the correct place

UPPERCASE	LOWERCASE



VOWELS

Directions: Write the right vowel



___lephant



___ctopus



___mbrella




___gloo




___lf




___strich



___nsect



___nt



___nder

THE NATURE

Directions: Color and learn the vocabulary.



butterfly



ant



hummingbird



rainbow



cloud



flowers



sun



owl



acorn



tree



web




squirrel



spider



caterpillar



fence



leaves




log



rock









bird



ladybug

THE NATURE

Directions: Go on a nature hunt and find the next elements outside.



THE NATURE

Directions: Paste the pictures in the correct order.

How to plant a tree

1



2



3



4



5



6



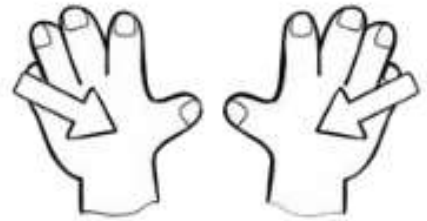
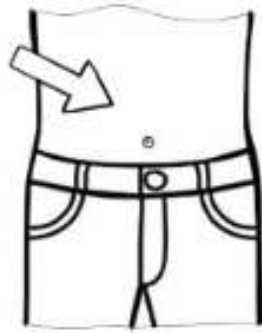
MY BODY

Directions: Read and color



MY BODY

Directions: Paste the words in the correct place



shoulders

leg

arm

hands

feet


stomach

MY BODY

Directions: Learn the words of the song "Head, shoulders, knees and toes", then sing.



head



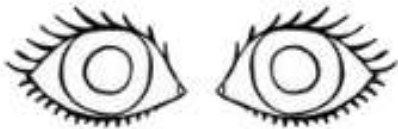
shoulders



knees



toes



eyes



ears



mouth



nose

THE SENSES

Directions: Circle the pictures that matches the sense on the left.



Sight:
I see
with my
eyes



Hear:
I hear
with my
ears.



Nose:
I smell
with my
nose.



Taste:
I taste
with my
tongue.

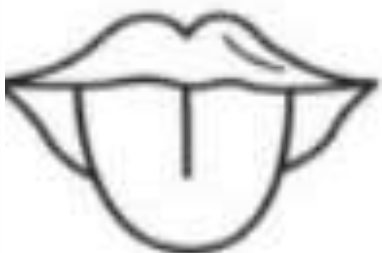


Touch:
I touch
with my
hands.



THE SENSES

Directions: Match the pictures to the correct word.



● touch

● hear

● smell

● see

● taste

COMMUNITY HELPERS

Directions: Color, read and learn the vocabulary.



Firefighter



Chef



Mechanic



Construction
worker



Postal
worker



Police
officer



Farmer



Artist



Astronaut



Teacher



Painter



Coach



Hair
stylist



Photographer



Dentist



Florist



Musician



Veterinarian



Reporter



Doctor

COMMUNITY HELPERS

Directions: Match the community helper to the right objects.



=



=



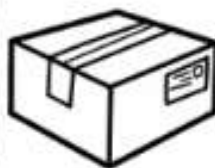

=



=



=



COMMUNITY HELPERS

Directions: Read, write and color.

She or He

She is a chef

She is a mechanic



He is an artist

He is an astronaut



COMMUNITY HELPERS

Directions: Observe and write "He is" or "She is".

She is / He is



 a doctor.



 a waiter.



 a radio host.



 a painter.



 a musician.



 a magician.



 a firefighter.



 a farmer.



 a construction
 worker.



 a cashier.




 a chef.



 a coach.

PARTS OF THE HOUSE

Directions: Color the parts of the house. Circle the bathroom with red, circle the kitchen with blue, circle the bedroom with green.



PARTS OF THE HOUSE

Directions: Paste the objects in the correct room.

bedroom

bathroom

living room



PARTS OF THE HOUSE

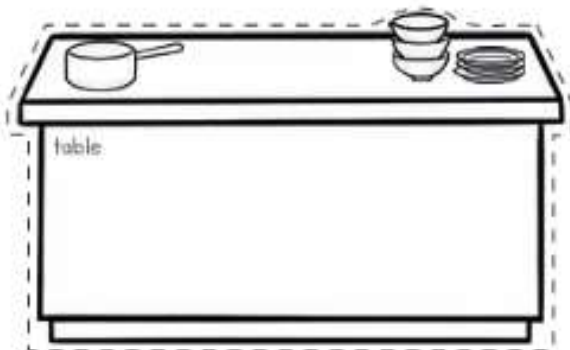
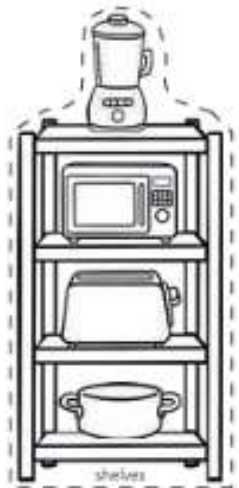
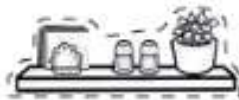

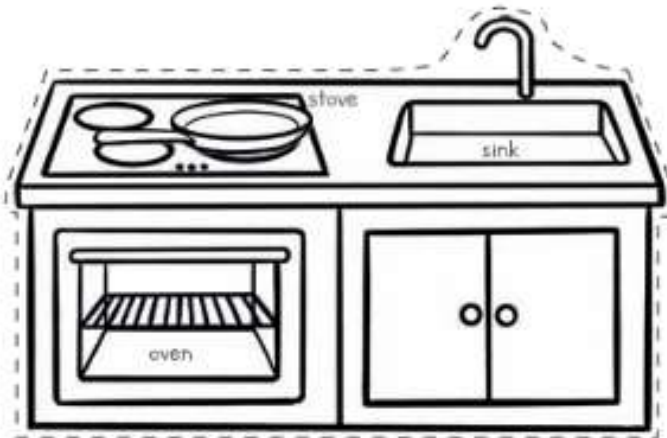
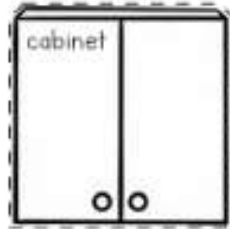
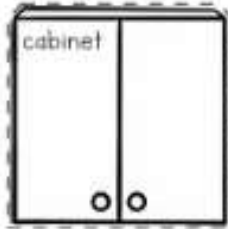
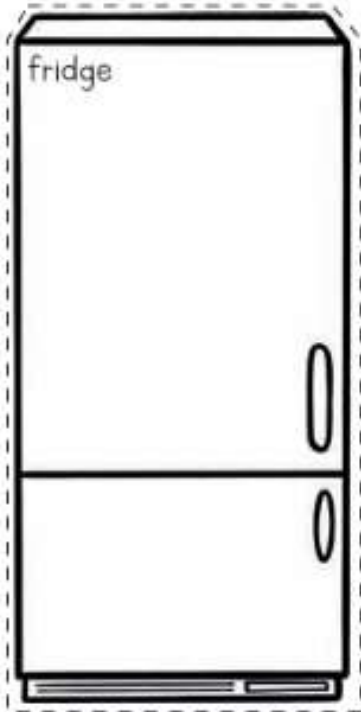
kitchen

Directions: Paste the parts of the kitchen



PARTS OF THE HOUSE

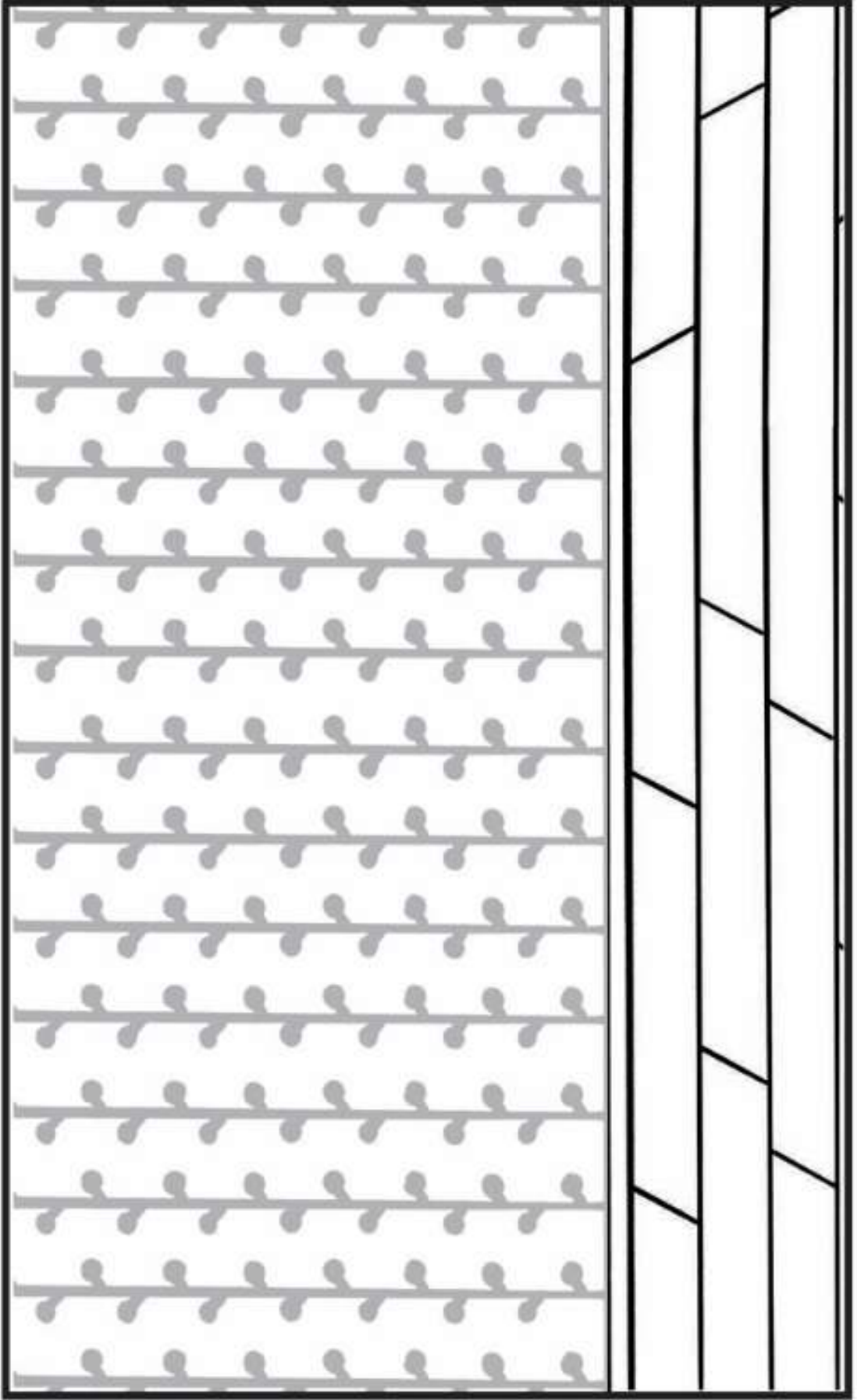
Directions: Color and cut the parts of the kitchen. Practice the vocabulary.



PARTS OF THE HOUSE

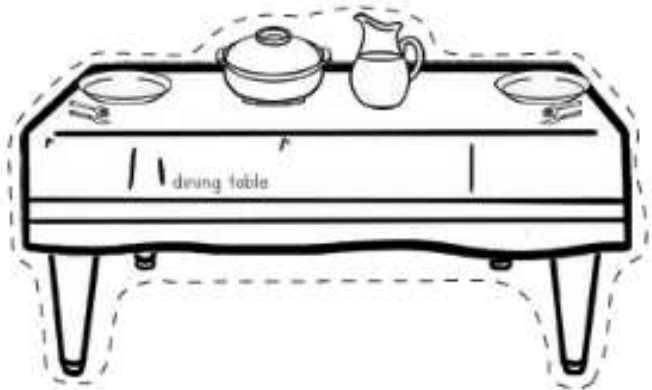

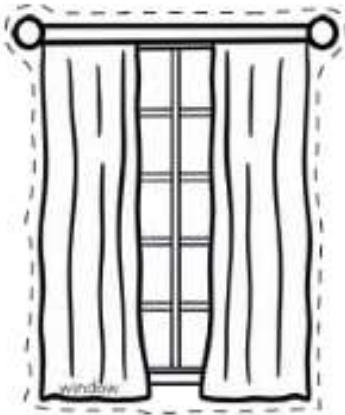

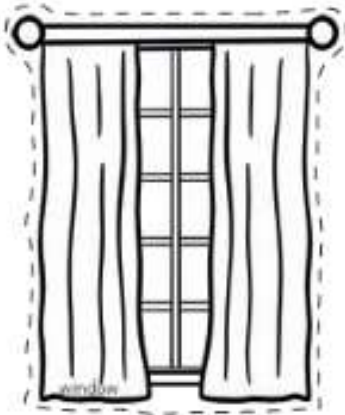
dining room

Directions: Paste the parts of the dining room



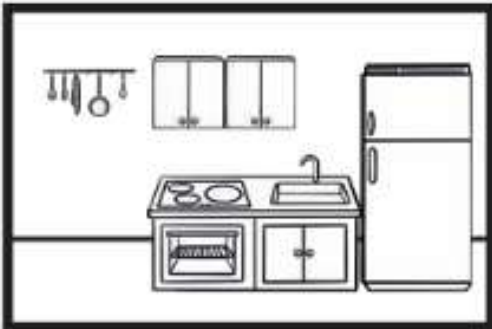
PARTS OF THE HOUSE

Directions: Color and cut the parts of the dining room. Practice the vocabulary.



PARTS OF THE HOUSE


Directions: Match the room to the correct word.



bedroom



bathroom

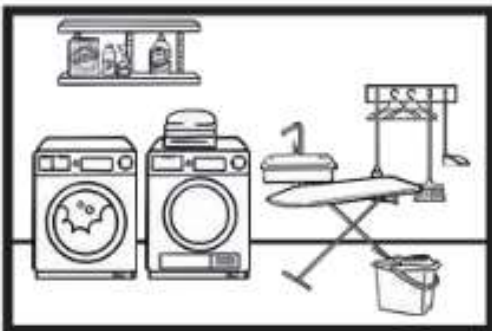


dining room



kitchen

living room



laundry room

