

5 YEARS

I BIMESTER



Miss Ruth



MY LITTLE

5

BOOK I

This book belongs to: _____

CONTENT

- All about me..... 3, 4
- Greetings..... 5, 6
- My school:
 - School supplies..... 7 - 9
 - Big or small..... 10
 - Action verbs..... 11 - 13
 - Classroom vocabulary..... 14 - 16
- Colors..... 17 - 22
- Shapes..... 23 - 25

ALL ABOUT ME

My name is: _____

I am a:




boy



girl

* Color the boy, if you are a boy or color the girl if you are a girl.

My favorite color is:



* Color the crayon with your favorite color.

I am:



years old

My name starts with:



* Write the initial letter of your name

ALL ABOUT ME

My favorite animal is:

My favorite fruit is:



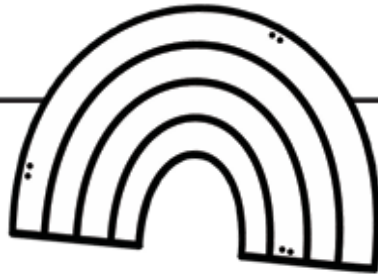


* Draw your favorite animal

* Draw your favorite fruit

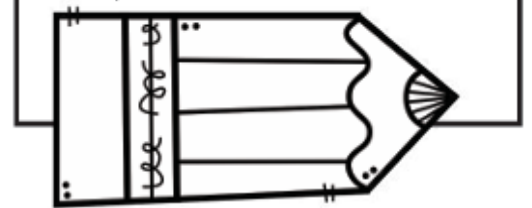
My family:

My house:



* Draw your family

* Draw your house



GREETINGS

Directions: Read and complete.



Hello!
My name is Dan.
What's your name?

Hello!
My name
is Nina.



What's your name?

My name is _____



I am 4 years old.
How old are you?

I am 5



How old are you?

I am _____

GREETINGS

Directions: Write the ways you can say "hello" and "goodbye" in class.

Hello!



Good morning!

Goodbye!

See you next time!

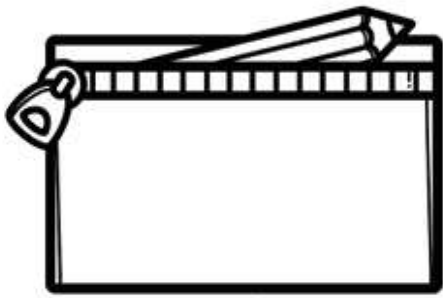


Directions: Observe the pictures and decide which phrases they are saying.



MY SCHOOL

Directions: Learn the school vocabulary



pencilcase



glue stick




backpack



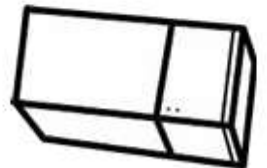
notebook



crayon



paintbrush



eraser



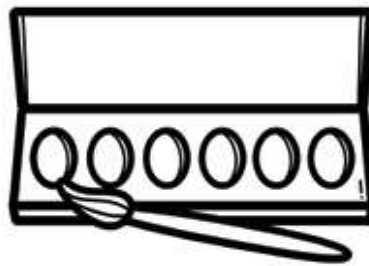
ruler



sharpener



pencil




watercolors



lunch box



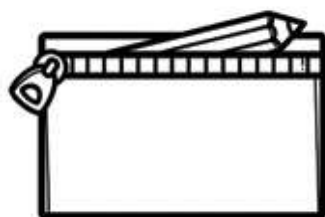

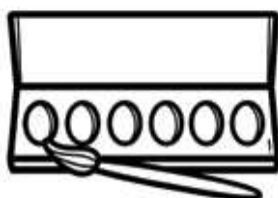
scissors




book

MY SCHOOL

Directions: Color the items that you usually find in the school and put an "X" through the ones you don't.



Directions: Color the school supplies.



The pencil is blue.

The ruler is green.

The crayon is purple.

The color is orange.

The sharpener is red.

The eraser is blue.

The scissors are purple.

The pencilcase is gray.

MY SCHOOL

Directions: Color the big object and cross out the small object.

big or small



MY SCHOOL

Directions: Match the picture to the right word.



● draw

● write

● cut

● paste

● paint

MY SCHOOL

Directions: Paste the correct school supply to complete the sentence.



I write **with** the



I paint **with** the




I draw **with** the

MY SCHOOL


Directions: Paste the correct school supply to complete the sentence.



I cut with the




I paste with the





MY SCHOOL

Directions: Paste the phrase under the correct picture. Learn the things you can do at school.



MY SCHOOL

Directions: Paste the phrase under the correct picture. Learn the things you can do at school.



I raise my hand

I sit down

I sharp my pencil

I share with my friends

I help others

I clean up

I listen to my teacher

I work with my friends

I follow instructions

I line up


MY SCHOOL

Directions: Color the things that you can do at school and put an "X" through the ones you can't.



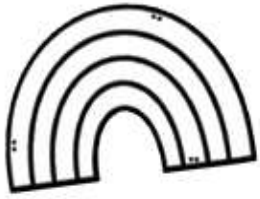
COLORS

Directions: Color the hat in black. Then spread tempera using a sponge.




COLORS

Directions: Find and color the items that are brown. Build the color word.



brown




--	--	--	--	--

r b w o n

COLORS

Directions: Paste pink feathers on the flamingo.




COLORS

Directions: Find and color the items that are purple. Build the color word.



purple




--	--	--	--	--	--

e r p u p l



COLORS

Directions: Paint the elephant with wet gray chalk.



COLORS


Directions: Color the objects according to the sentences.



The grass is green.



The lobster is red.



The box is brown.



The cup is orange.



The chef's hat is gray.




The jellyfish is pink.



The car is black.




The eel is green.




The envelope is purple.

SHAPES


Directions: Name and color the shapes.




square




circle




rectangle




oval




diamond



heart



triangle



star

SHAPES

Directions: Name and color the shapes.

triangle = brown

rectangle = green

diamond = blue









circle = orange

star = yellow

oval = purple

square = red

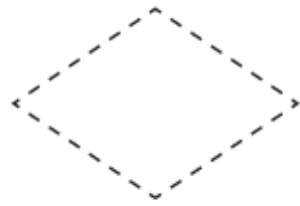
heart = pink



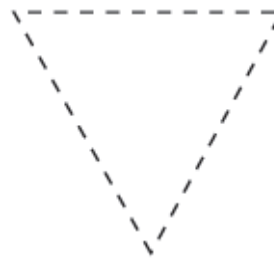
SHAPES

Directions: Trace and color the correct shape.

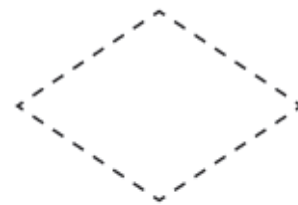
circle



heart



star



rectangle



square



INSTITUCIÓN EDUCATIVA PRIVADA



¡Preparando para triunfar!

TRUJILLO