

4 YEARS

I BIMESTER



Miss Ruth



MY LITTLE

4

BOOK I

This book belongs to: _____

CONTENT

- All about me..... 3
- Greetings..... 4, 5
- My school..... 6 - 8
- Classroom vocabulary..... 9 - 12
- Colors..... 13 - 19
- Shapes..... 20 - 25

ALL ABOUT ME

My name is: _____

I am a:




boy



girl

* Color the boy, if you are a boy or color the girl if you are a girl.

My favorite color is:



* Color the crayon with your favorite color.

I am:



years old





My name starts with:



* Write the initial letter of your name

GREETINGS

Directions: Observe the situation and decide if they are saying hello or goodbye.




GREETINGS

Directions: Observe the situation and paste the picture in the right place.

Good morning



Good afternoon

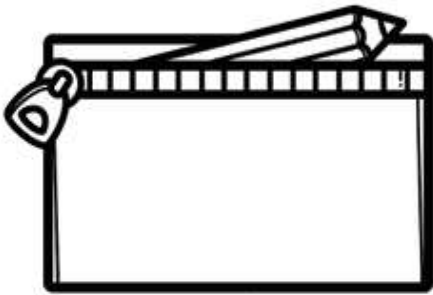


Good night



MY SCHOOL

Directions: Learn the school vocabulary



pencilcase



glue stick



backpack



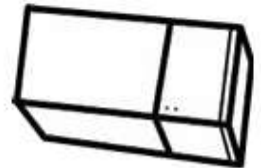
notebook



crayon



paintbrush




eraser



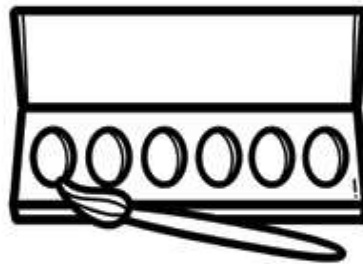
ruler



sharpener



pencil




watercolors



lunch box



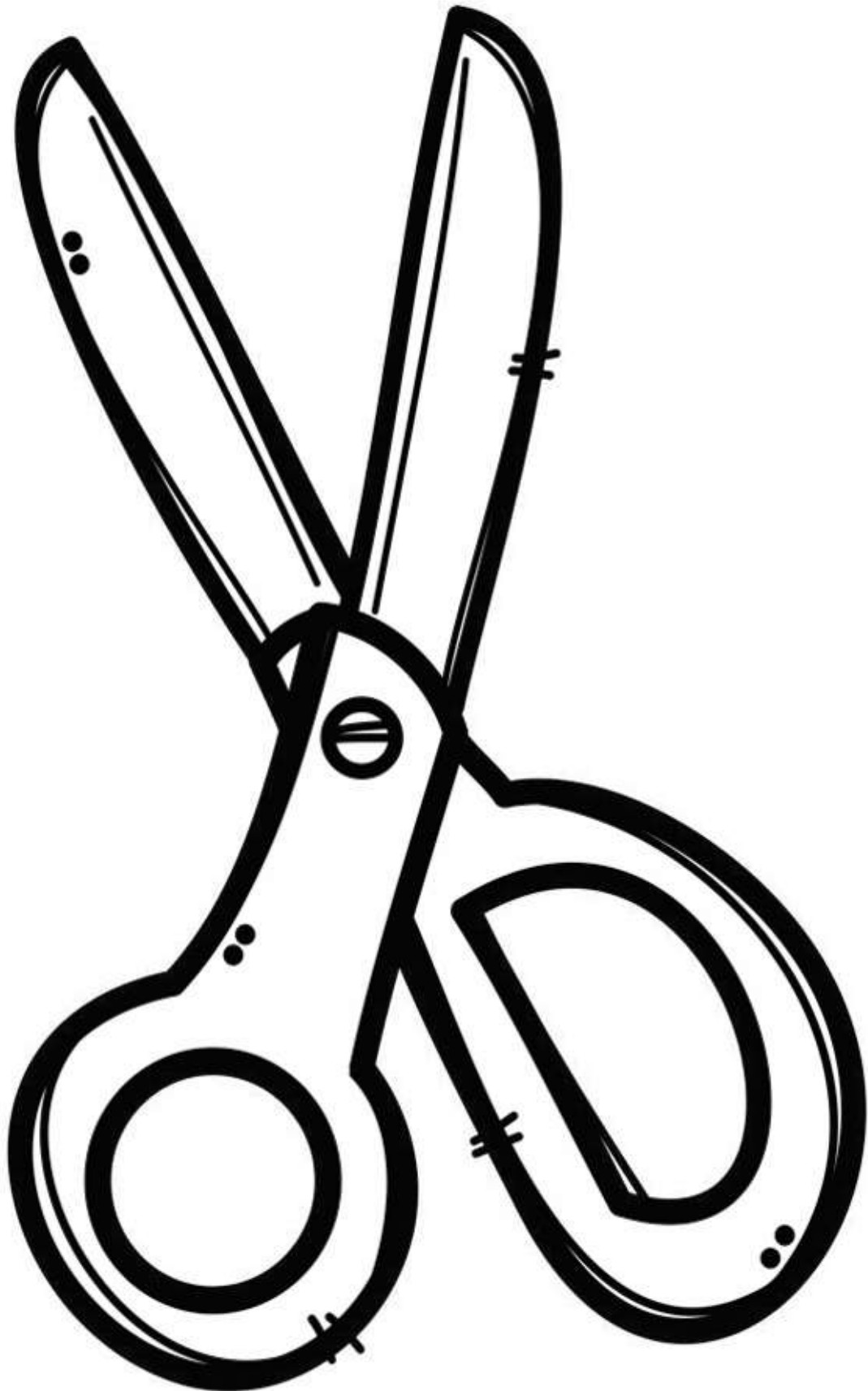
scissors



book

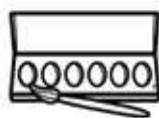

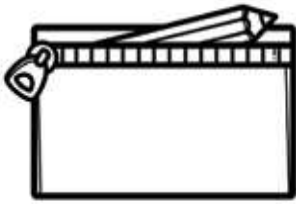
MY SCHOOL

Directions: Cut paper squares and paste them on the scissors.



MY SCHOOL

Directions: Keep the items in the correct box.



MY SCHOOL

Directions: Match the picture to the right word.



● draw



● write



● cut



● paste



● paint

MY SCHOOL

Directions: Paste the correct school supply to complete the sentence.



I write **with** the



I paint **with** the




I draw **with** the

MY SCHOOL



Directions: Paste the correct school supply to complete the sentence.



I cut with the



I paste with the



MY SCHOOL


Directions: Color the things that you can do at school and put an "X" through the ones you can't.



COLORS

Directions: Find and color the items that are red. Build the color word.

 red



--	--	--


r d e



COLORS

Directions: Find and color the items that are blue. Build the color word.

 blue



--	--	--	--


b e l u



COLORS

Directions: Find and color the items that are yellow. Build the color word.

 yellow



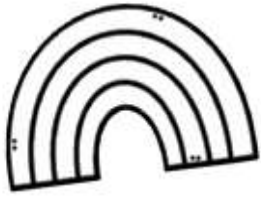
--	--	--	--	--	--

o l y e l w


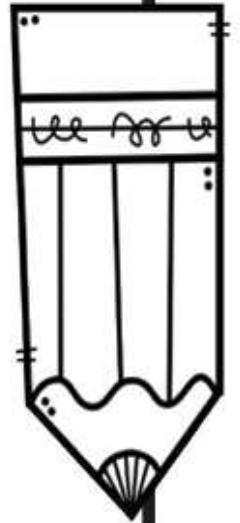

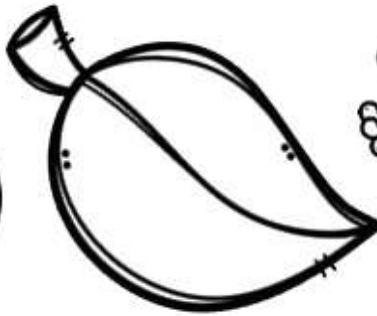
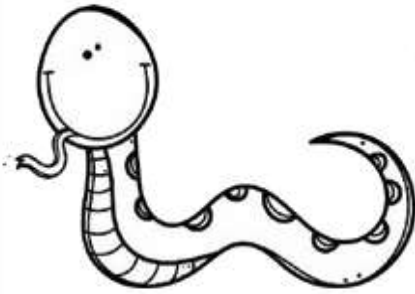



COLORS

Directions: Find and color the items that are green. Build the color word.



green




--	--	--	--	--

e n e r g


COLORS

Directions: Make orange paper balls and paste them on the fish.




COLORS

Directions: Spread purple plasticine on the caterpillar.



COLORS



Directions: Paste pink feathers on the flamingo.



SHAPES

Directions: Trace the shapes and color the circle objects.

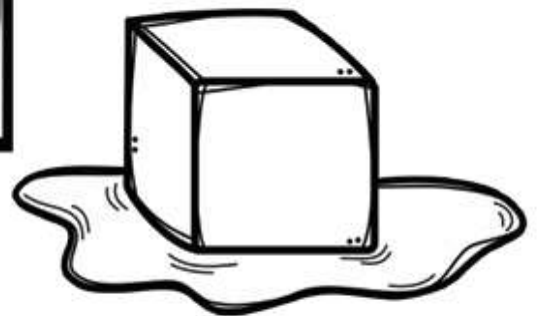
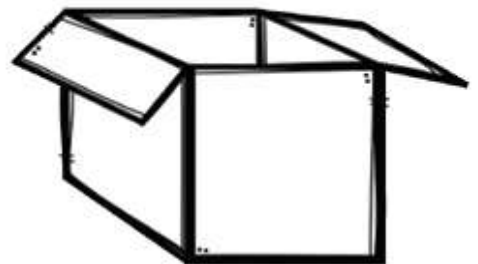

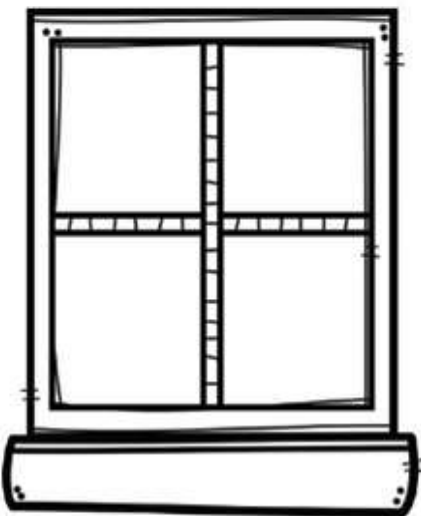



circle



SHAPES

Directions: Trace the shapes and color the square objects.


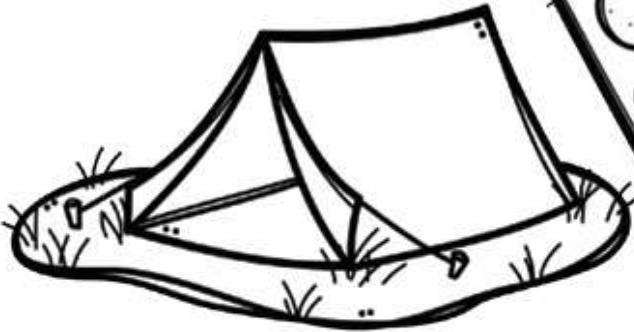

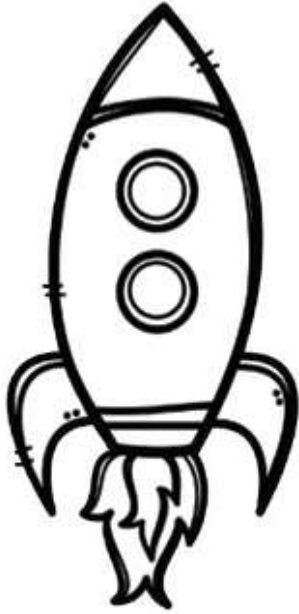
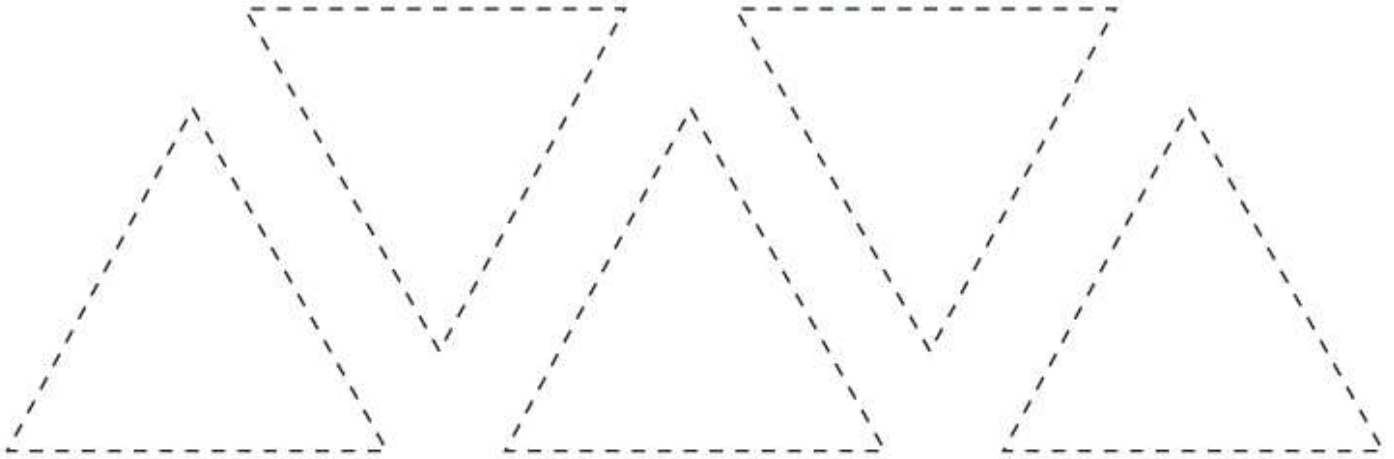
square



SHAPES

Directions: Trace the shapes and color the triangle forms in the objects.

triangle




SHAPES


Directions: Cut and paste the shapes in the correct columns. Color the pictures.



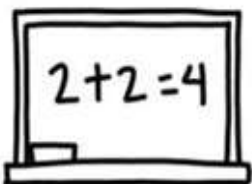


circle



square




triangle




SHAPES


Directions: Name and color the shapes




rectangle




square




circle




heart




oval



diamond



star

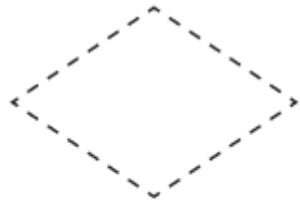


triangle

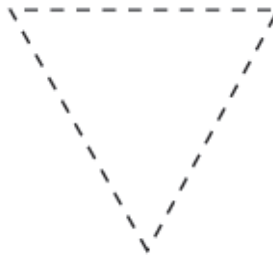
SHAPES

Directions: Trace and color the correct shape.

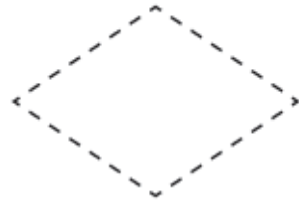
circle



heart



star



rectangle



square



INSTITUCIÓN EDUCATIVA PRIVADA



¡Preparando para triunfar!

TRUJILLO